



FIMER



Charging solutions for electric vehicles

"We are committed to providing our contribution in order to achieve the global community's world, as the creation of a sustainable future."

In a global scenario where the demand for renewable energy is constantly growing, we are among the leaders concerning the manufacturing of energy conversion solutions worldwide. We are committed to make our customers able to provide greener and smarter energy.

The focus of our goal is based on our experience as the world's leading manufacturer of solar inverters. Therefore our wish is to foster the materialization of an era marked by clean and sustainable energy, through innovative new concepts in both energy production and consumption.

Our headquarters in Vimercate (Italy) are designed to be an example of sustainability, with a 1 MW photovoltaic system and the best technologies in the field of geothermal energy.

Thanks to these characteristics, today we are one of the few Zero impact companies in the world.

Filippo Carzaniga
Chairman



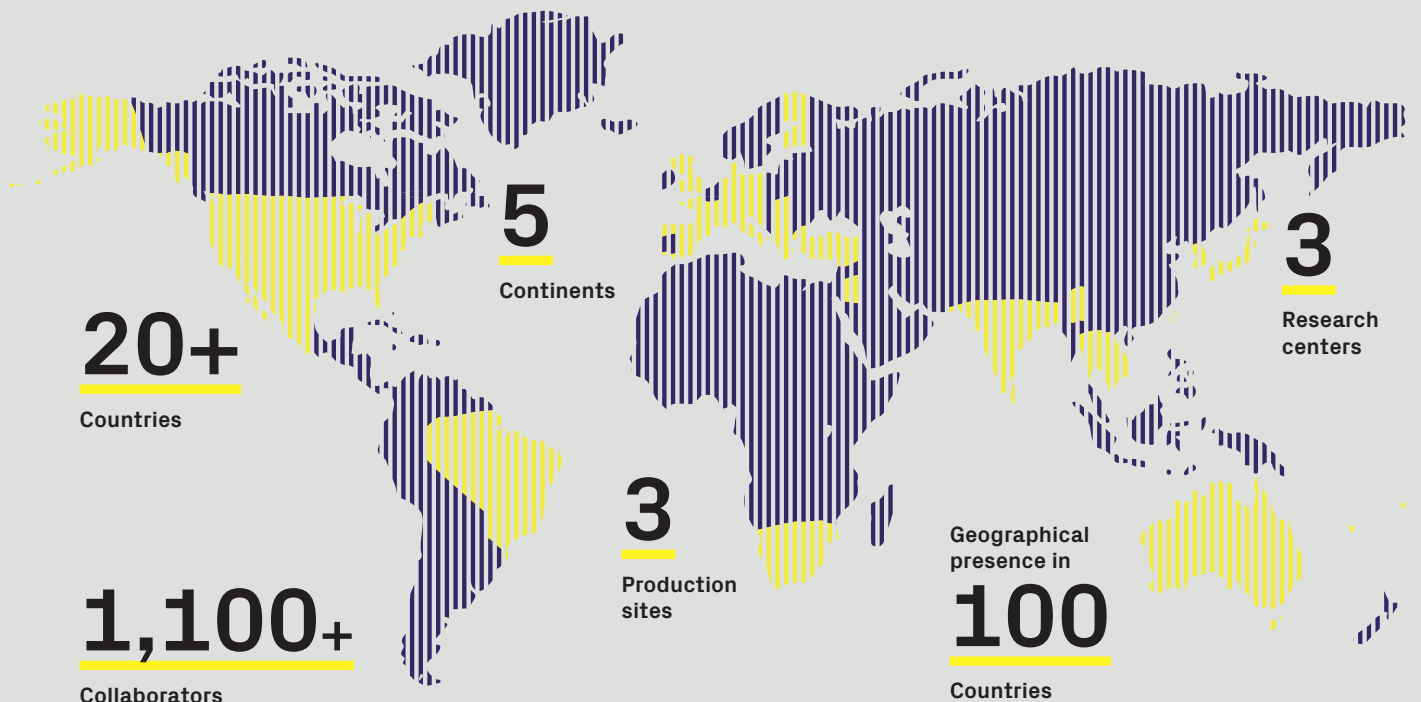
Contents

- 06 A Global reality Made in Italy**
- 07 Our charging solutions**
- 10 Charging solutions for residential applications**
- 17 Charging solutions for commercial and public applications**
- 25 Fast charging solutions for commercial and public applications**
- 29 Control and monitoring activities**

A Global reality, Made in Italy

Operating in more than 20 countries, with over than 1,100 collaborators and one of the broadest solutions portfolio, we are now one of the leading manufacturers of energy conversion systems, ready to listen and face every challenge in every corner of the world.

Research & Development, the main production plants and all the main decision-making processes take place in Italy. We have a common goal that goes beyond all borders: to expand Italian technological excellence to the whole world.



Our solutions are based on over 80 years of experience and continuous technological advances. Standardized, certified and expandable: the production processes applied and the plants in which the inverters are manufactured play a key role in ensuring the high quality of our offer. Engineering excellence, rigorous quality and testing standards are confirmed by our global certifications; we strive to achieve the highest levels of quality in every aspect of our business.

Certified Partners to ensure high quality and a reliable service at a global level.

The excellence of the Made in Italy concept also extends to our Service Partner Network. We select the Partners according to their professionalism and reliability criteria and we offer pre-and post-sales services, Customer support, webinars and constant education. We have a network of certified and trained partners, who know the market inside out and are available to propose our solar and e-mobility solutions, tailored to local regulations and specific needs.

Our charging solutions

We are shaking up the future of mobility as we lead the way in the electric era.

The electric mobility's global market continues its unstoppable growth, both in terms of registrations of "hybrid" (PHEV) and "full-electric" (BEV) vehicles and, at the same time, the need to offer charging infrastructures is increasing. Since 2017, we have been working with the main players in electric mobility, developing and manufacturing charging solutions for electrically powered vehicles, and we do so by listening to the needs of future generations of vehicles. We have developed platforms, both in DC and in AC, designed to meet the diverse needs of users, who are seeking solutions for private, public and commercial use.

Our FIMER FLEXA AC Wallbox, FIMER FLEXA AC Station and FIMER ELECTRA (Fast) DC Station, all easy to install, certified and customizable, cover today the different needs of the market.

As yet, we have supplied more than 54,000 charging stations, both AC and DC, developed on specific needs of our Customers.

We are also working on innovative new platforms that will provide the level of service, technology, and innovation expected in a rapidly evolving market.

We are ready to take on the demands of this dynamic sector as protagonists, to confirm our vision of a sustainable future that sees us at the forefront of a New Age of mobility.



+54,000

EV charging stations installed



A complete portfolio of EVI solutions for a super-charged e-mobility

We lead the creation of a sustainable future with flexible and innovative electric vehicle charging solutions: a complete range, both in AC and in DC, suitable for different types of applications and Customer needs, in residential, commercial & public context.

Solutions for residential applications

The best EV charging solution to be installed in a private (domestic and/or business) context is **FIMER FLEXA Wallbox**, the AC charging device, available in three versions: **Stand Alone**, **Future Net** and **Inverter Net** with power up to 22kW.

FLEXA AC Wallbox offers different configurations, it can be easily installed in any residential context, indoors or outdoors, by maintaining high safety standards. Installed on its **FIMER FLEXA Stand**, available in both single and double-charging-point mode, the AC Wallbox is suitable for any positioning needs.

Solutions for commercial and public applications

Designed for commercial and public installations, **FIMER FLEXA AC Station** is suitable to charge, in alternating current, one or two vehicles at the same time, each with a power up to 22kW. It is designed to withstand different weather conditions and to ensure ease of use, both for the user and for maintenance workers.

FIMER FLEXA Station AC is available in three versions: **Stand Alone**, **Local Controller**, **Future Net**.





Fast charging solutions

FIMER ELECTRA is the next generation fast charger for electric vehicles, both in DC and AC (up to 150kW DC and 43kW AC).

It is a real conversion station, whose power can be sized according to the Customer's needs and the availability of the electricity grid.

FIMER ELECTRA DC Station is specifically designed with a modular architecture to ensure maximum flexibility and possibility of upgrades, even after installation, to have an extremely flexible and customizable solution.



Charging solutions for residential applications



FIMER FLEXA AC Wallbox

The FIMER FLEXA AC Wallbox is an EV charging device both for private applications and for public or company car parking facilities, which can be installed on a wall or on a dedicated FIMER FLEXA Stand.

FIMER FLEXA AC Wallbox offers different configurations, depending on the type of charging required by the user: it can be set up with a fixed charging cable (T2) or with a socket (T2 or T3A) connected to an external cable, and is available in different versions depending on the power, the type of connection to the vehicle and the type of connectivity.

The FIMER FLEXA AC Wallbox is ideal for private use: installed in the garage or in the common courtyard, it allows to charge the car or the scooter in a simple and affordable way, making it faster, safer and more convenient than a traditional domestic socket.

It is equipped with RFID reader, whose main feature is local access management and control. This function allows the programming of RFID cards in full autonomy and without the aid of external tools or connections.

Thanks to the MyFIMERWallbox App, the end user can manage the charging process, monitor it and check its status in a simple and intuitive way, set up a power limit and update the firmware.

Maximum flexibility

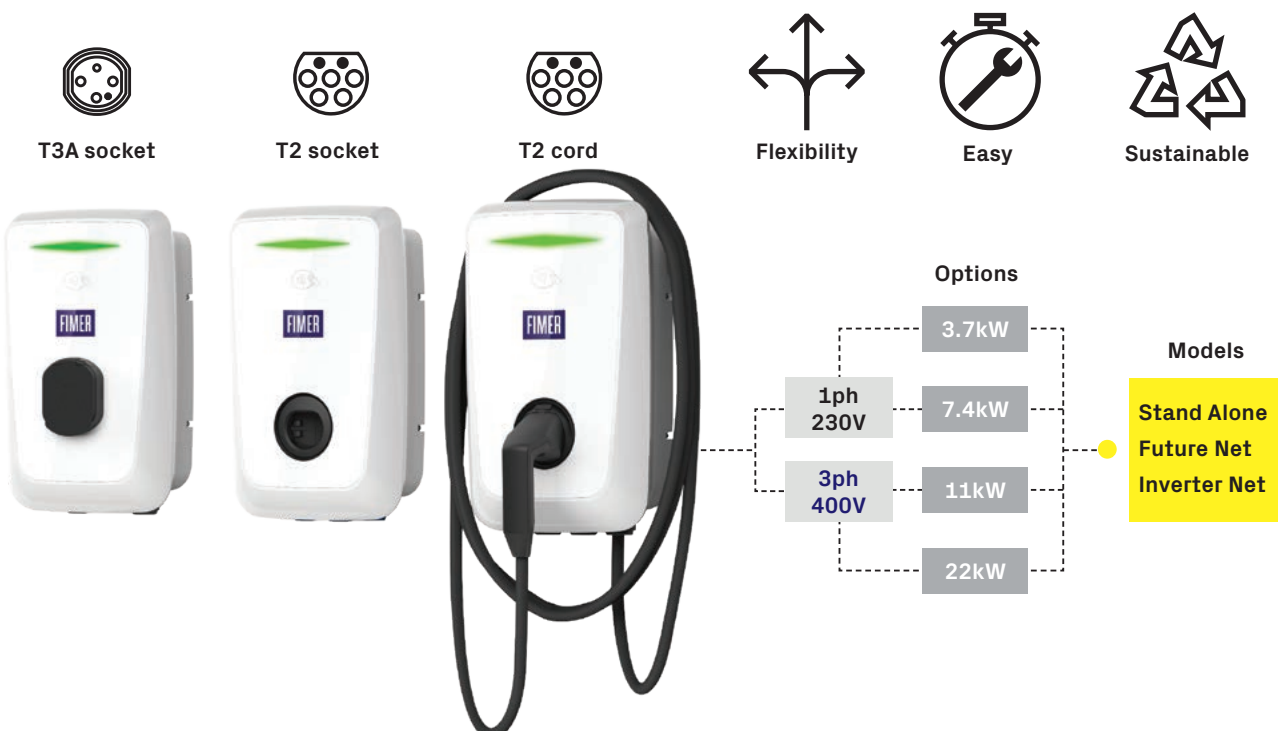
Each FIMER FLEXA AC Wallbox is available in different powers and configurations to meet different charging needs.

Easy installation and maintenance

Easy to install and maintain thanks to the quick-mounting system.

Sustainable

The FLEXA AC Wallbox is not only a functional, reliable, safe and flexible solution, but also environmentally friendly. Its casing and packaging are made from 100% recycled materials.



Each version of FIMER FLEXA AC Wallbox has the following main features:

- Type 2 socket (Cable version) or Type 2 or 3A socket (Socket version)
- Charging in Mode 3
- Load manager, master/slave and RFID reader functions
- Locking of the socket during charging (Socket version)
- Bluetooth connectivity
- Casing and packaging in 100% recycled material
- Internal flash memory for storing and saving data
- Antitamper system
- Equipped with 6mA Residual Current Monitoring (RCM)
- Current transformer and MID meter for energy reading
- Back-up power based on super-cap
- Easy assembly

Signals and control

- Local LED signals for indications of the Wallbox charging status or any faults
- Authentication and unlocking systems via RFID cards, mobile application or through a centralized management system
- OCPP 1.6 Json protocol

FIMER FLEXA AC Wallbox is available in three models: Stand Alone, Future Net and Inverter Net.

FIMER FLEXA AC Wallbox - Stand Alone

The Stand Alone version offers basic features that guarantee easy use at an affordable price. Its functionalities insure the interaction with the electric vehicle, charging management and ensuring its safe operation:

- Available in Cord (T2) or Socket (T2 or T3A) versions
- Statuses signaling via local LEDs and local RS485 communication for configuration and monitoring
- Communication interface with MID meter or External CT (included in monophasic version)
- Bluetooth communication and RFID reader for local access management

FIMER FLEXA AC Wallbox - Future Net

The Future Net version includes great connectivity features that enable remote monitoring and control of the device. It offers the following features in addition to those of the Stand Alone version:

- 3G/4G connectivity, Wi-Fi, Ethernet
- OCPP, 1.6 Json communication protocol
- Master/slave management
- Remote monitoring and control system: thanks to the use of a mobile app for the user and a centralized system for the operator, it allows the remote monitoring of the device status, the creation of use and energy reports, the access management and the error analysis

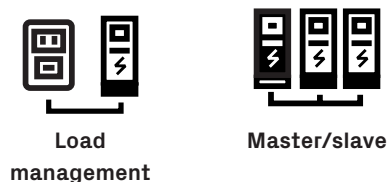
FIMER FLEXA AC Wallbox - Inverter Net

The features of the Inverter Net version are similar to those of the Stand Alone version; even though it is also able to communicate with REACT 2 photovoltaic inverters with storage.

Compared to the Stand Alone version, the Inverter Net version offers the following advantages:

- Data sharing and storage through interaction with REACT 2 photovoltaic inverters with integrated storage
- Load optimization and integration with storage systems
- Shared management portal (Aurora Vision®) for data monitoring and management

Installation type



T2 cord
3.7 - 22 kW



T2 socket
3.7 - 22 kW



T3A socket
3,7 kW



RFID reader



App



OCPP 1.6 Json protocol



Wi-Fi



BLE

Master/slave and load management for optimal management of multiple charging stations

Load management is a function that allows to distribute the available power at the installation site proportionally to all connected charging stations. This way, it is possible to charge the vehicle, and the house at the same time, even though the plant has been working with other equipment. This function is combined with the master/slave function; the simplest and most economical version uses the RS485 connection and makes it possible to use a "smart" Wallbox (FIMER FLEXA Future Net) and others (FIMER FLEXA Stand Alone) connected to it. This sequential charging mode is ideal for commercial vehicles parking lots with night-time charging, and in those situations where alternate charging solutions are to be applied at limited costs.

With dynamic load management, on the other hand, each Wallbox is "smart" (FIMER FLEXA Future Net) and able to modulate the instantaneous power according to the available loads or system settings, which can be customized as

desired. With this simultaneous charging mode on all vehicles, the system is performing at its best and allows the full management of the charging vehicle fleet.

Bluetooth monitoring

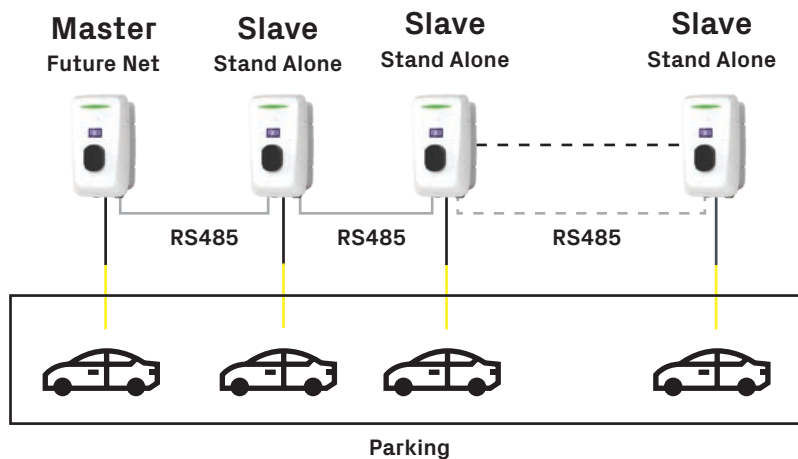
The FIMER FLEXA AC Wallbox can be locally monitored via the free app

Back-up via SuperCap,

In case of a power loss, the operation is interrupted and the cable is unlocked by SuperCap, the advanced electronic devices that, unlike traditional batteries, do not require maintenance or replacement, with obvious advantages in terms of costs and management

Robustness and safety

High levels of protection (IK08, IP 55 and Antitamper) make FIMER FLEXA Wallbox a resistant product suitable in outdoor areas, as well



Different configuration possibilities: Cable version has integrated cable and charging connector

Simple and intuitive interface: the LED color identifies the status of the device:
 - Green: ready to recharge
 - Blue: charging

FIMER FLEXA Stand for AC Wallbox

FIMER FLEXA AC Wallbox can also be used in the absence of a wall and for commercial and public applications: the installation on the special FLEXA Stand, available in both single and double charging mode and equipped with LED light to illuminate the charging point, makes it suitable for all positioning needs.

In this way, it becomes the ideal solution in private or public, covered or outdoor spaces and parking lots, thanks both to its high IP55 protection degree, and to the load management function, optimizing the management of loads, and the Master/slave features, to create charging networks with more Wallboxes connected together and managed simultaneously.



From now on you can charge your electric car with the energy generated by the photovoltaic system

Charging the electric car thanks to the energy produced by the photovoltaic system is now possible and very convenient, thanks to the integration of EV charging stations and solar inverters, thus offering even more efficient and complete solutions.

FIMER FLEXA Wallbox Inverter Net and REACT 2, FIMER's hybrid inverter with energy storage capability, offer an integrated, efficient and complete solution for converting and storing solar energy to be used for charging electric vehicles.

The integration between the two devices brings significant benefits:

- Charging takes place directly with the inverter's storage system; in this way the electric vehicle is charged entirely with the stored solar energy.
- The integration allows the management of loads' priority, distinguishing between domestic loads and electric vehicle charging load, and setting all the parameters according to the energy produced and personal needs

With the Energy Viewer app, the user can easily monitor and control different parameters through a single platform. In fact, the software allows to view the information related to the photovoltaic system and to monitor flows, status and charging time.

FIMER REACT 2 - String Inverter

The REACT 2 storage system includes a long-life lithium-ion battery and has a storage capacity up to 12 kWh. Its modular design makes it easily adaptable to the needs of individual dwellings, optimizing energy production and increasing energy self-sufficiency rates by up to 90%. REACT 2 is available in 3.6 and 5.0 kW power sizes and has one of the highest efficiencies on the market, providing up to 10% more than other low-voltage alternatives. With the opportunity to install it on the AC or DC side of the system, REACT 2 is the ideal solution for both new installations and as a retrofit for existing systems, allowing users to increase their self-consumption and save on their utility bills.

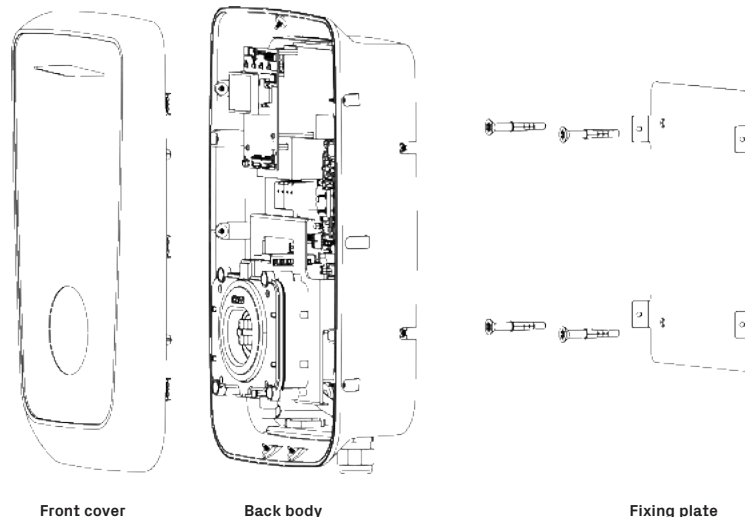
Main features

- Lithium-ion battery for energy storage (4 to 12 kWh max)
- Up to 10% more efficient than low-voltage systems
- Installable on new or existing installations
- Possibility to integrate batteries at any time
- Quick and easy installation thanks to "plug and play" connection
- System monitoring via dedicated mobile app
- Native Modbus SunSpec (TCP/RTU) communication protocol



Technical data

Model FIMER FLEXA AC Wallbox	Stand Alone / Inverter Net / Future Net			
Maximum power	3.7 kW	7.4 kW	11 kW	22 kW
Standard	IEC61851-1			
Charging method	Mode 3			
Available outlets	5m Cord (Type2) or Socket (Type 2 or Type 3A)			
Power system	1P + N + PE	1P + N + PE	3P + N + PE	3P + N + PE
Rated voltage	230V AC \pm 10%	230V AC \pm 10%	400V AC \pm 10%	400V AC \pm 10%
Frequency	50-60 HZ			
Rated current	16A	32A	16A	32A
Rated impulse withstand voltage (Uimp)	4kV			
Rated conditional short-circuit current of an assembly (icc)"	10kA			
Rated diversity factor (RDF)	1			
Degree of pollution	PD2			
EMC classification	Class B emissions			
Protective measures against electric shock	Class I			
Connection to the mains	Permanently connected			
Grounding system type	TT or TN (both with PE)			
Indoor/outdoor installation	Outdoor			
Fixed or removable installation	Fixed			
Overvoltage category	III			
IP protection rating	IP 55			
IK protection rating	IK08			
Case material	100% recycled plastic			
Dimensions	275 mm x 480 mm x 140 mm			
Weight	7 kg (Socket), 8.5 kg (Cord)			
Operating temperature	-25...+50°C			
Storage temperature	-25...+70°C			
Humidity	0..95% (non-condensing)			
Altitude	Up to 2000 m			
Product intended for use by	Unskilled persons			
Positioning in area with	Non-restricted access			
Magnetothermal protection	Not included			
Differential protection	Not included (equipped with 6mA DC RCM)			
Energy meter	Compatible with external MID meters or TA sensor			
Certification	CE, RCM (Australia Certification), UL			



Charging solutions for commercial and public applications



FIMER FLEXA Stand the support for any positioning needs

With an innovative design, the FIMER FLEXA Stand increases the flexibility of use of FLEXA Wallbox, to meet all positioning requirements, not only in residential but also in commercial and public applications.

Developed with extremely strong and resistant materials (IP55 and IK10 protection class), it is available in single and double charging modes, allowing the charging of two electric vehicles simultaneously.

Equipped with its own LED lighting to illuminate the charging point and ensure a smooth integration in an urban setting. It has a built-in solution for internal electromechanical

protections, consisting of magnetothermic, type A differential and MID meter. Protection devices are included in the solution, sized according to the version of FLEXA Wallbox chosen.

The electromechanical protections are located inside, easily accessible to allow and simplify maintenance.



Technical data

Model	FIMER FLEXA AC Stand - Single/Double			
Maximum power	3.7kW	7.4kW	11kW	22kW
Standard	IEC61851-1			
Usage compatibility	FIMER FLEXA AC Wallbox			
Available layouts	Single sided (Single) / Double sided (Double)			
Power system	1P + N + PE		3P + N + PE	
Rated voltage	230V AC \pm 10%		230/400V AC \pm 10%	
Frequency	50-60Hz			
Rated current	16A	32A	16A	32A
Rated impulse withstand voltage (Uimp)	4kV			
"Rated conditional short-circuit current of an assembly (icc)"	10kA			
Rated diversity factor (RDF)	1			
Degree of pollution	PD2			
EMC classification	Class B emissions			
Protective measures against electric shock	Class I			
Connection to the mains	Permanently connected			
Grounding system type	TT or TN (both with PE)			
Indoor/outdoor installation	Outdoor			
Fixed or removable installation	Fixed			
Overvoltage category	III			
IP protection rating	IP55			
IK protection rating	IK10			
Case material	AISI 304 stainless steel and 100% recycled plastic			
Dimensions	490mm x 574mm x 2072mm			
Weight	46 lg (Single) / 48.5 kg (Double)			
Operating temperature	-25...+50°C			
Storage temperature	-25...+70°C			
Humidity	0...95% (non-condensing)			
Altitude	Up to 2000m			
Product intended for use by	Unskilled people			
Positioning in area with	Non-restricted access			
Magneto-thermal protection	MCB 2P D20 10kA (Single) 2xMCB 2P D20 10kA (Double)	MCB 2P D40 10kA (Single) 2xMCB 2P D40 10kA (Double)	MCB 4P D20 10kA (Single) 2xMCB 4P D20 10kA (Double)	MCB 4P D40 10kA (Single) 2xMCB 4P D40 10kA (Double)
Differential protection	RCD 2P Type A 25A 30mA & RCM 6mA DC	RCD 2P Type A 40A 30mA & RCM 6mA DC	RCD 4P Type A 25A 30mA & RCM 6mA DC	RCD 4P Type A 40A 30mA & RCM 6mA DC
Energy meter	MID meter included			
LED lighting	•	•	•	•
Certification	CE, RCM (Australia Certification), UL			

FIMER FLEXA AC Station

The solution for commercial and public applications.

FIMER FLEXA AC Station meets different needs: in fact, it represents the best solution to be installed in private parkings, such as at home, in a condominium or in a company parking lot, or in public use parking lots, such as hotel, hospitals, gyms, restaurants, shopping centers and public parking lots. It is a reliable charging solution, with low installation and management costs and extreme ease of use and maintenance.

FLEXA AC STATION offers a combination of attractive design, user-friendliness and ease of operation.

It allows charging two electric vehicles simultaneously (in Mode 3) and is available in two power configurations: the first one equipped with two Type 2 sockets at a power up to 22 kW for each (max total power 44 kW); the second one equipped with a Type 2 socket and a Type 3A socket at a

power up to 22 kW and 3.7 kW respectively (max total power 25.7 kW). Both configurations are available in three different models, depending on their connectivity features: Stand Alone, Local Controller, and Future Net, all with the following characteristics:

- **Robustness:** thanks to the stainless steel casing and the degree of mechanical robustness in impact tests (IK 10) contribute to making it withstand any weather conditions, even the worst
- **Safety:** automatic cable retention during charging, diagnostics and internal protection coordination systems, status monitoring and internal voltage measurement systems ensure safe charging activity
- **Flexibility:** available models are all customizable on request, to ensure efficient management and cover every kind of use

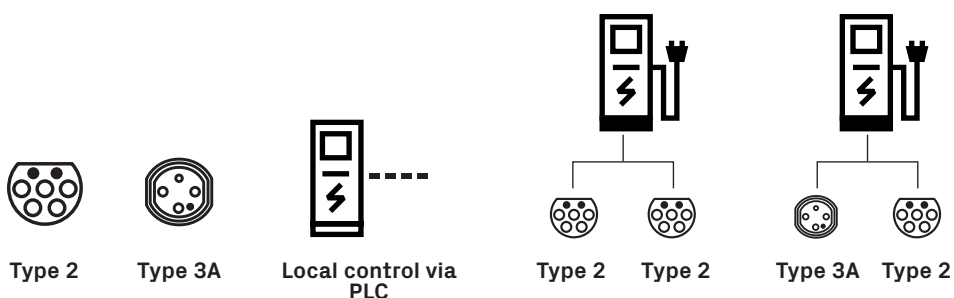


T2 shutter socket

FIMER FLEXA AC Station Stand Alone

It has basic features that guarantee easy use at an affordable price. Its functionalities insure the interaction with the electric vehicle, charging management and ensuring safe operation. It is equipped with Modbus TCP/IP connectivity and it is provided with:

- **Security and safety systems:**
 - It includes inside both differential and magnetothermic protection and MID meter
 - During the charging phases, it can lock the charging cord and release it only when charging is completed
 - During the charging phases, the station communicates with the vehicle in order to properly adjust the amount of current and verify the correct connection with the vehicle
 - The station is equipped with internal temperature sensors
 - The T2 sockets are provided with an anti-vandal system and a shutter; the T3A sockets are equipped with a protective door
- **Local indication:** The status LEDs near each socket light up in different colors depending on the charging status
- **Fault verification system and backup:** the station can verify the presence of any faults through internal diagnostics, and can automatically reset the internal differential switches. In case of power failure, thanks to the presence of super capacitors, any charging session still in progress is closed
- **Power supply:** the station features the internal Load Management system, dedicated to optimally distributing the power available between the two sockets
- **Connectivity:** Modbus TCP/IP



FIMER FLEXA AC Station Local Controller

Its main feature is the management and local control of access, thanks to its function that allows the programming of RFID cards in full autonomy and without the aid of external tools or connections. The FIMER FLEXA AC STATION is provided with a Master card which is necessary for the definition of a local white list.

It offers the following additional features compared to the Stand Alone version:

- **2x20 characters OLED display**, offering various information including charging status, energy, power, time, errors
- **RFID reader** to securely manage access to charging points, with the possibility of locally managing the list of enabled RFID cards (local white list)



Type 2



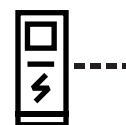
Type 3A



OLED
display



RFID



Local control via PLC

FIMER FLEXA AC Station

Future Net

This version includes important connectivity features, thanks to the 3G/4G connection. The station can communicate via an OCPP 1.5/1.6 Json protocol with a centralized management system, which allows the remote management of parameters, accesses, payments and errors.

It offers the following additional features compared to the Stand Alone version:

- **Intelligent remote monitoring and control system.** Thanks to the use of a mobile app for the user and a centralized system for the operator, it allows remote monitoring of the device status, the creation of use and energy reports, the access management and the error analysis
- **4.3" TFT display** providing multiple local operating indications
- OCPP 1.5 or 1.6 Json **communication protocol**



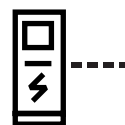
Type 2



Type 3A

TFT
display

RFID

Local control via
PLC

App



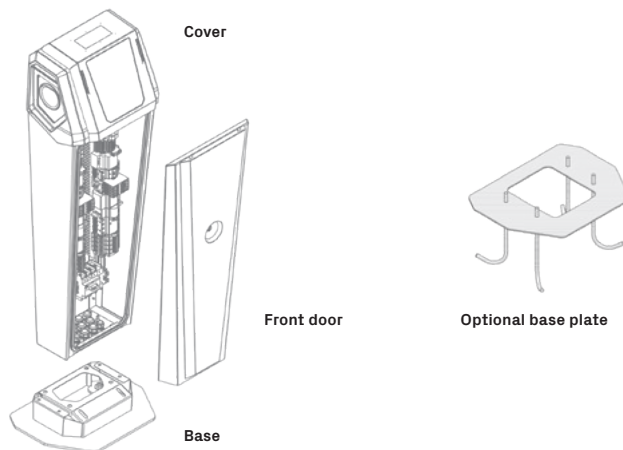
OCPP



Customizations

Technical data

Model	FIMER FLEXA AC Station - Stand Alone		FIMER FLEXA AC Station - Local Controller		FIMER FLEXA AC Station - Future Net	
Socket type	T2-T2	T2-T3A	T2-T2	T2-T3A	T2-T2	T2-T3A
Standard			IEC61851-1			
Charging method			Mode 3			
Maximum power per socket	22kW	22kW for T2 3.7kW for T3A	22kW	22kW for T2 3.7kW for T3A	22kW	22kW for T2 3.7kW for T3A
Power system			3P + N + PE			
Rated voltage			230/400V AC ± 10%			
Frequency			50 Hz - 60 Hz			
Rated current	64A	48A	64A	48A	64A	48A
Rated impulse withstand voltage (uimp)			4kV			
Rated conditional short-circuit current of an assembly (I _{cc})			10kA			
Rated diversity factor (RDF)			1			
Degree of pollution			PD2			
EMC Classification			Class B emissions			
Protective measures against electric shock			Class I			
Connection to the mains			Permanently connected			
Grounding system type			TT or TN (both with PE)			
Indoor/outdoor installation			Outdoor			
Fixed or removable installation			Fixed			
Overvoltage category			III			
IP protection rating			IP 54			
IK protection rating			IK10			
Enclosure material			Stainless steel AISI 304			
Dimensions			1315 mm x 437 mm x 293 mm			
Weight			48kg			
Operating temperature			-25...+50°C			
Storage temperature			-25...+70°C			
Humidity			0...95% (non-condensing)			
Altitude			Up to 2000m			
Product intended for use by			Unskilled persons			
Positioning in area with			Non-restricted access			
Magnetothermal protection	Included (2 x MCB 4P D40 10kA)	Included (MCB 4P D40 10kA + MCB 2P D20 10kA)	Included (2 x MCB 4P D40 10kA)	Included (MCB 4P D40 10kA + MCB 2P D20 10kA)	Included (2 x MCB 4P D40 10kA)	Included (MCB 4P D40 10kA + MCB 2P D20 10kA)
Differential protection	Included (2 x RCD 4P Type A 40A 30mA & RCM 6mA DC)	Included (RCD 4P Type A 40A 30mA & RCM 6mA DC + RCD 2P Type A 25A 30mA & RCM 6mA DC)	Included (2 x RCD 4P Type A 40A 30mA & RCM 6mA DC)	Included (RCD 4P Type A 40A 30mA & RCM 6mA DC + RCD 2P Type A 25A 30mA & RCM 6mA DC)	Included (2 x RCD 4P Type A 40A 30mA & RCM 6mA DC)	Included (RCD 4P Type A 40A 30mA & RCM 6mA DC + RCD 2P Type A 25A 30mA & RCM 6mA DC)
Energy meter			MID Certificate			
Remote control			2xNo/4xNO 40A, AC-1 @40°C			
OCP	-	-	-	-	OCP 1.5 or 1.6 Json	OCP 1.5 or 1.6 Json
Internal Load Manager	•	•	•	•	•	•
Connectivity	Modbus TCP/IP	Modbus TCP/IP	Modbus TCP/IP	Modbus TCP/IP	Modbus TCP/IP + OCPP	Modbus TCP/IP + OCPP
3G/4G connection	-	-	-	-	•	•
RFID	-	-	RFID local management	RFID local management	RFID remote management	RFID remote management
Status LED	•	•	•	•	•	•
OLED Monitor	-	-	•	•	-	-
TFT 4.3" Monitor	-	-	-	-	•	•
Certification			CE, RCM (Australia Certification)			



Fast charging solutions for commercial and public applications



FIMER ELECTRA DC Station, for a FAST charging

FIMER ELECTRA DC Station is the new generation station for both AC and DC charging of electric vehicles; the best solution when fast charging is required.

Easy to install and maintain, customizable on request, FIMER ELECTRA DC Station ensures high power output and maximum efficiency.

The FIMER ELECTRA station is the ideal solution in public use areas (service stations, highway network, distributors, large-retail chains, railway stations, airports) where charging speed is important. It is in fact a new generation device for fast charging of electric vehicles and allows to charge up to three vehicles simultaneously.

Up to 3 simultaneous charging sessions



Modular power upgrade

Depending on the number of vehicles connected to the DC outputs, the charging station dynamically distributes the total power to be delivered and can charge (in DC mode) an electric vehicle in less than 15 minutes.

In the event of a power outage, an UPS allows the charging to be finished and the cables to be unplugged.

In an effort to provide greater flexibility, each station can be upgraded in power by to increase its charging capacity.

The main features of the FIMER ELECTRA DC station are:

- 3 simultaneous charging sessions (2 DC + 1 AC)
- Modular architecture 60 kW – 90 kW – 120 kW – 150 kW
- Dynamic DC power load distribution
- AC plug Type 2
- Multiple DC plugs configuration (2xCCS2 or 2xCHAdEMO or 1xCCS2 + 1xCHAdEMO)
- IP54, IK10
- 7-inch LCD HMI
- RFID reader
- OCPP 1.6 Jcon protocol
- Ethernet, GSM/3G/4G, WLAN (Optional)
- MID Meter Certificate
- Max 95% efficiency



Robustness

Protection class IP54 and IK10

Flexibility

DC power is scalable (from 60 to 150 kW) to offer a wide range of power output and configurations

Fast charging

The maximum total power deliverable by the station is 150 kW for the DC side and 43 kW for the AC side. Using the high-power DC charging station, electric vehicles are charged very quickly. The charging time becomes compatible, for example, with the average stay inside a service station

Connectivity

Also FIMER ELECTRA DC Station can be connected in, OCPP 16 Json, Ethernet, GSM/3G/4G, WLAN

Customization on request

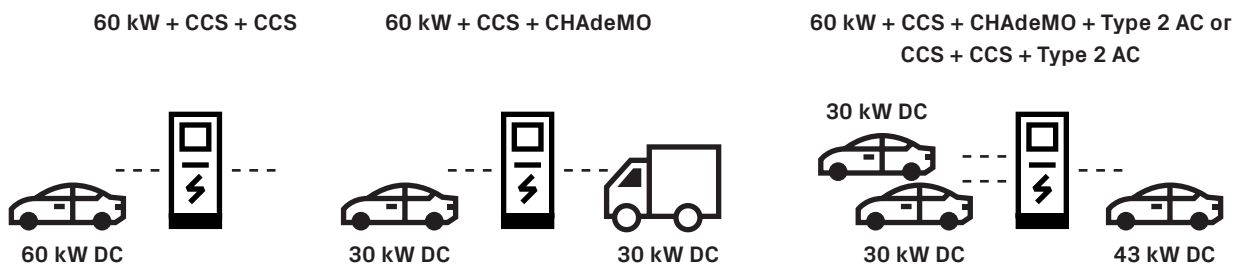
FIMER ELECTRA can be customized according to the technical and graphic needs of the Customer, who can even request to make his own brand illuminable with a LED

Maximum attention to all aspects related to safety

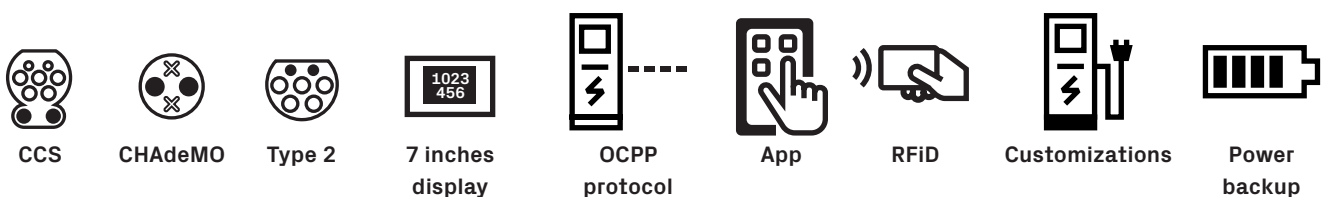
(Diagnostics, parameters assessment and functionalities of protection and intervention)



Graphical user interface for charging status: 7" display for excellent readability



The example refers to a charging station with a maximum power of 60 kW. When the power modules increase, the total power of the station (up to 150 kW) and its outputs (up to 60 + 90 kW on each plug) also increase.

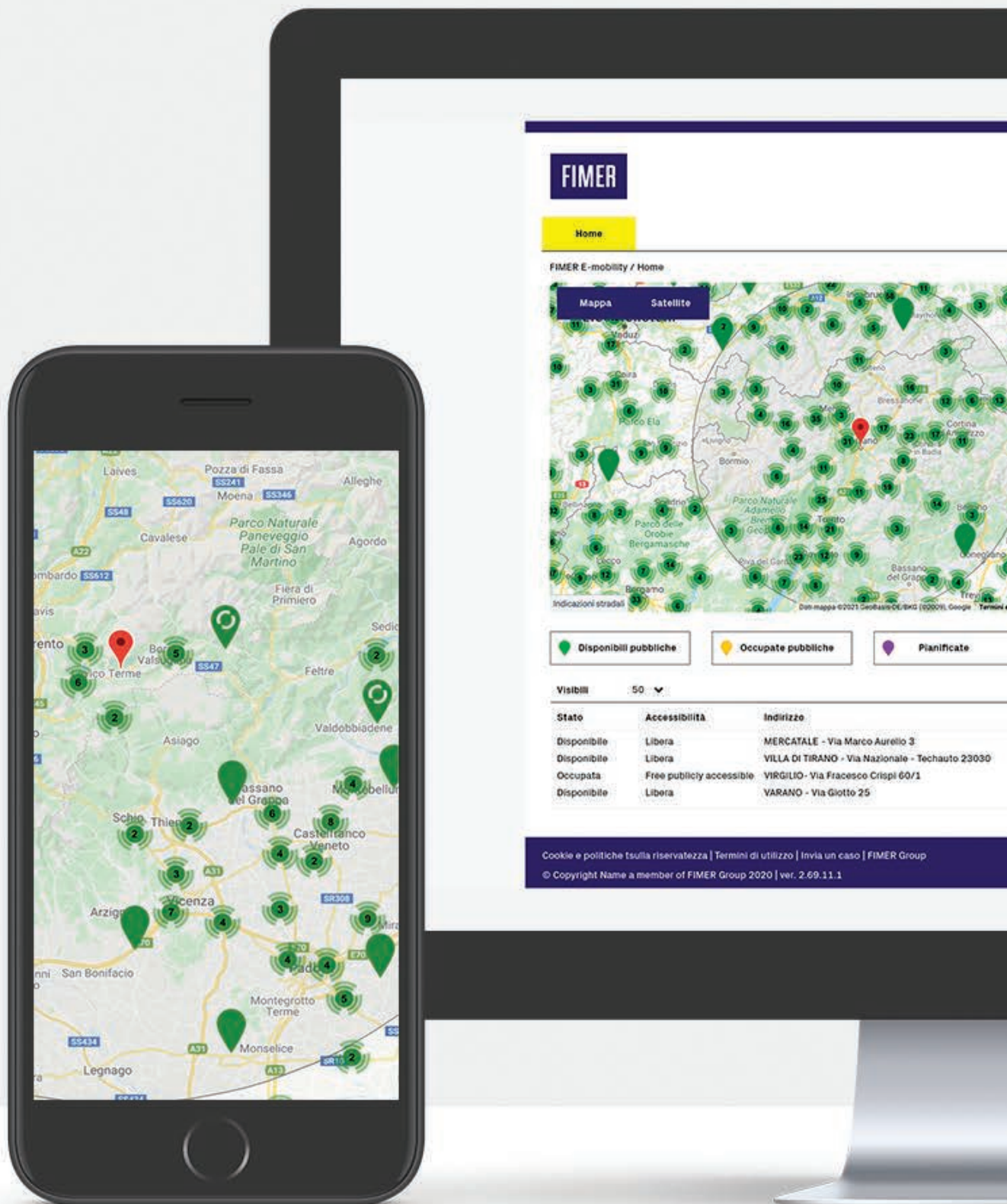


Technical data

FIMER ELECTRA DC Station	60kW	90kW	120kW	150kW
Input				
Rated supply voltage	400V AC \pm 10% (3P + N + PE)			
Grounding system type	TT or TN (both with PE)			
Maximum rated power	110kVA	143kVA	176kVA	210kVA
Maximum rated current	159A	207A	255A	304A
Power factor	0.99			
Maximum efficiency	>95%			
THD	<5%			
Frequency	50-60Hz			
Output				
Charging method	Mode 3, Mode 4			
Available outlets	CHAdeMO, CCS2, Type2			
Maximum AC output power Type 2	43kW			
Rated AC output voltage Type 2	400V AC \pm 10%			
Rated AC output current Type 2	63A			
Maximum DC output power CCS	60kW	90kW	120kW	150kW
Rated DC output voltage CCS	150 – 900 VDC			
Maximum DC output current CCS	200A			
Maximum DC output power CHAdeMO	60 kW			
Rated DC output voltage CHAdeMO	150 – 500 VDC			
Maximum DC output current CHAdeMO	125A			
Mechanical data				
Dimensions	690x1850x644 mm			
Charging cable length	3m			
Weight	333 kg	355 kg	378 kg	400 kg
IK protection rating	IK10			
Enclosure material	Galvanised steel			
Degree of pollution	PD3			
Environmental data				
IP protection rating	IP54			
Operating temperature	-25...+50°C			
Storage temperature	-25...+70°C			
Humidity	0...95% (non-condensing)			
Altitude	Up to 2000m (1)			
Connection to the mains	Permanently connected			
Indoor/outdoor installation	Outdoor			
Additional Information				
Product intended for use by	Unskilled person			
Positioning in area with	Non-restricted access			
Fixed or removable installation	Fixed			
Protective measures against electric shock	Class I			
Overvoltage category	IV			
Electrical protection included	RCBO, MCB, SPD			
Energy meter	MID certificate			
Network interface	GSM/3G/4G, Ethernet, WLAN (Optional)			
HMI	LCD display 7" (Buttons for languages selection)			
Supported languages	Italian, English, Spanish, French others on request			
Status LED	Green, red, blue			
OCPP protocol	1.6 Json			
User authentication	ISO / IEC 14443 A/B MIFARE RFID reader			
Remote SW updates by OCPP	•	•	•	•
Simultaneous charging	•	•	•	•
Emergency button	•	•	•	•
Door opening signal	•	•	•	•
Standard	IEC61851-1, IEC61851-21-2, IEC61851-23, IEC61851-24			
Certification	CE, RCM (Australia Certification), UL			

1) For installation above 2000 m please contact FIMER

Control and monitoring activities



FIMER E-Mobility: a “smart” management of EV charging stations

FIMER E-Mobility is a digital platform developed to enable the control and management of charging stations.

Available in Desktop and Mobile version, FIMER E-Mobility offers the possibility to manage and monitor the charging stations, to configure the infrastructure, to geolocate the charging stations on maps updated in real time and to acquire and analyze the diagnostic data of the stations.

Key features:

- Remote control of charging stations, via smartphone or computer
- Configuration and geolocation of charging stations located in the area
- Checking charging station availability
- Management of all charging stations
- Contract management
- Smart management of charges based on the status of the mains

The management of the alarm system, the reading of the counters inside the columns, the sending of commands, the remote software updating and the booking of the columns themselves become simple and immediate.

The maintenance interventions can be planned: the remote monitoring allows indeed to have always under control the

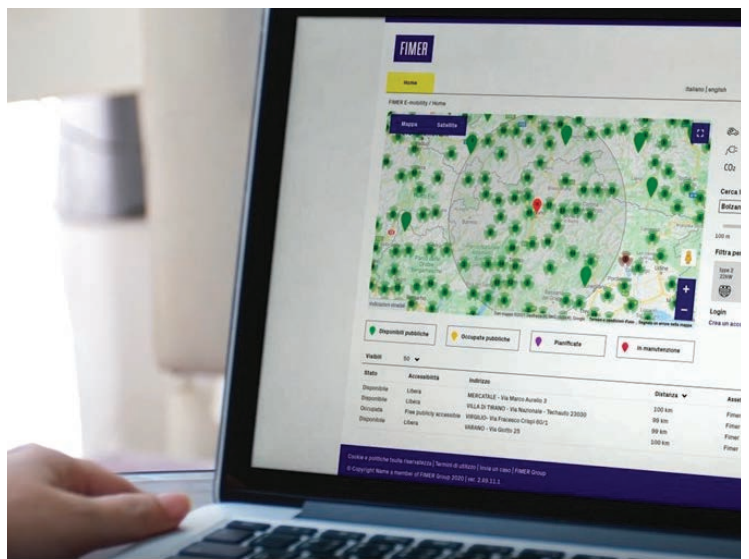
status of the charging devices in the field. Management is centralized.

Through the FIMER E-Mobility platform it is possible:

- to easily configure, manage and monitor all charging stations
- to geolocate the charging stations on maps updated in real time and check their status (free, busy, out of order)
- to acquire and analyze columns' diagnostic and consumption data
- to manage the payment for the charging via App, QRcode, RFID, prepaid cards (minutes or kW/h)
- to build Customer loyalty (with cards, coupons, etc..)
- to set parameters for advanced load management
- to manage tickets and schedule maintenance interventions

With the user App of the E-Mobility platform, the user is able to manage his own charging via App and:

- to geolocate available charging stations, choose the nearest one and book it,
- to unlock the charging station,
- to pay for the charging,
- to receive the invoice



The payment for charging has never been so easy and fast

The market trend asks for more and more "user-friendly" charging experiences for electric cars, without complicated steps. In order to meet this need, FIMER collaborates with Fortech for the installation in the parking lots of smartOPT, which allows to connect several stations and manage the payment for charging through a single terminal, without the need for user registration, thus making the charging operation even faster.

The payment for charging becomes extremely simple also thanks to the possibility of using different forms of payment, including QRcode, vouchers and Mobile Payment that go alongside the more typical forms of payment, such as cards, debit cards and private cards.

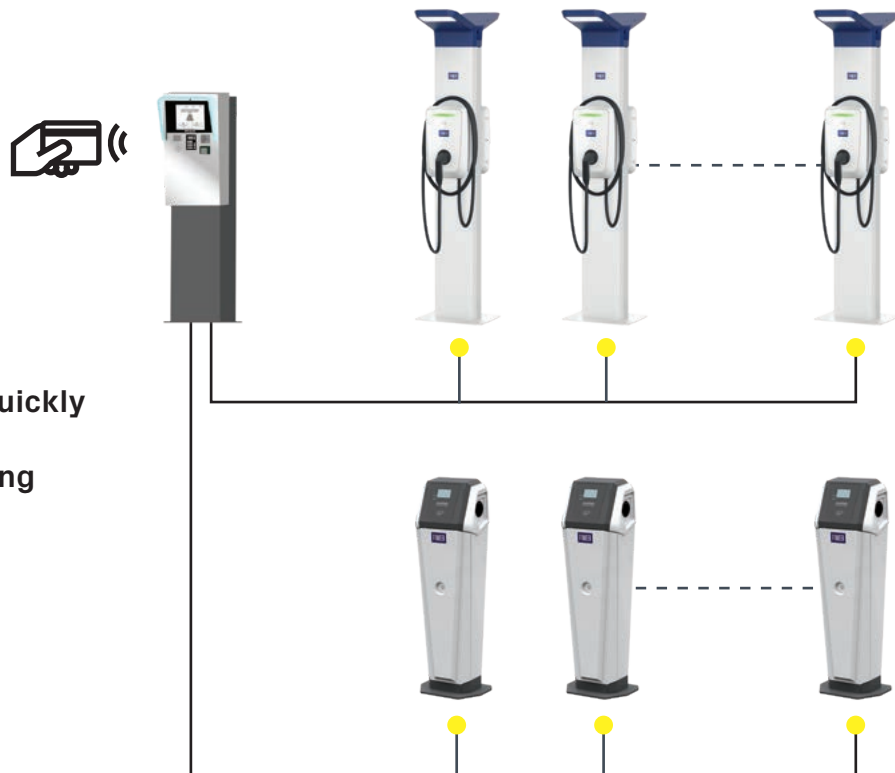
Its 12" flat touchscreen monitor (with vandal-proof glass), the possibility to choose the voice guidance in 5 languages and the presence of the microphone that allows assistance to be given directly through the smartOPT, make the Customer's experience clear, unique and intuitive.

Key features of smartOPT:

- Easy and intuitive user friendly interface
- Does not require user registration
- Customized management of charging programs
- Management of several charging points with a single smartOPT terminal
- Payment by cards, debit cards, private cards, QRcode and vouchers
- Designed for sending vending machine fees
- Designed for electronic invoice (with Fattura1click)
- 12 inch touchscreen monitor with anti-vandal glass
- Voice guidance system in 5 languages
- Microphone for assistance



The system allows to quickly and easily manage the payment for the charging service



Visit FIMER through the 360° Virtual Tour Experience

Our Made in Italy excellence is just one click away



We are opening the doors of our Italian establishments to the whole world. Thanks to the 360° virtual tour experience, we are pleased to invite our Customers and Partners to visit us, at any time and with a simple click, through your PC or smartphone, and enjoy an interactive and engaging path.

Visitors will be able to access the Italian branches of Vimecate (Monza Brianza) and Terranuova Bracciolini (Arezzo), visiting the manufacturing sites where our photovoltaic inverters and charging solutions for electric vehicles take shape, and experience first hand - although only "virtually" - the quality of the FIMER branded solutions.

Thanks to advanced Matterport technology we have been able to recreate real-life, external and internal images, of the Global HQ of Vimecate, the modern, zero impact production and Research & Development center, and of the magnificent production site located in Terranuova Bracciolini, at the forefront with regards to the quality of production processes and of engineering excellence.

Last but not least: FIMER's Virtual Tour includes insights of the processes and machineries used during the production phase and a dedicated description of the same.

To log in just register on

discoverus.fimer.com



Stronger. Better. FIMER.



FIMER S.p.A.
Via J.F. Kennedy
20871 Vimercate (MB) – ITA
gib-evi.sales@fimer.com

The company reserves the right to make technical changes or to modify the content of this document without prior notice. The agreed details concerning purchase orders apply.
FIMER disclaims any responsibility for possible errors or lack of information herein. For more information, please contact a FIMER representative or visit fimer.com

The company reserves all rights to this document, the issues and the illustrations contained therein.
Any reproduction, disclosure to third parties or use of the contents, in whole or in part, without prior written permission from FIMER, is prohibited.
Copyright© 2021 FIMER. All rights reserved.

